Cadens HYDRO

- 5 Steps - Large Area AM for Small Hydro

Step 1.
Flow duration curve, head height, etc.

171	128.25
151	113.25
145	108.75
128	96
118	88.5
107	80.25
100	75
90	67.5
87	65.25
83	62.25
80	60
78	58.5
76	57
75	56.25
74	55.5
73	54.75
72	54
71	53.25
69	51.75
67	50.25
57	42.75

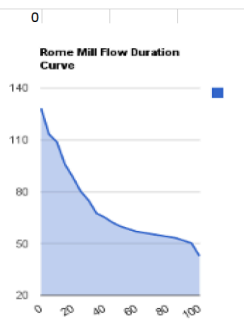

Step 2.
Automated CAD to AM for powertrain plus conveyance.

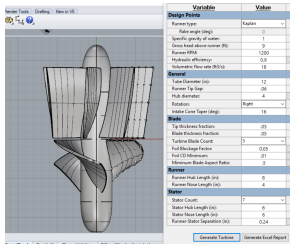



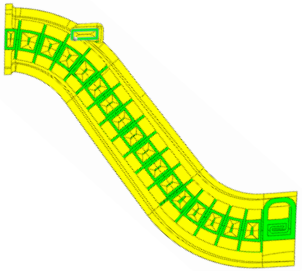

Step 3.
Print.

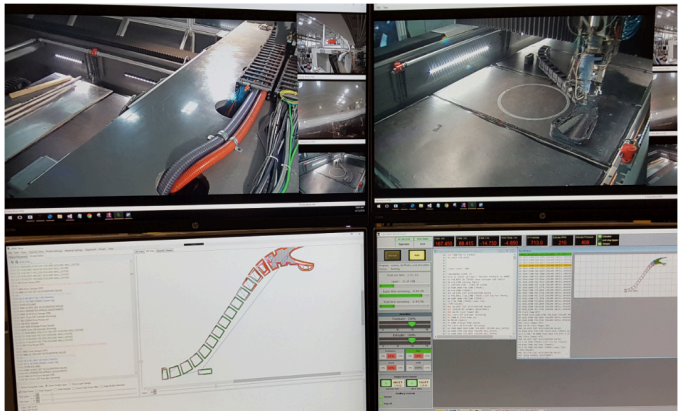

BAAM Dashboard

Step 4. Post-print processing. Fabricate. Fit and finish.



Step 5. Install